

# Indoor Flint Round Rules

[Return To Tournament Rules List](#)

## 1. Standard Unit:

- Shall consist of 56 arrows, shot as two games, at the below distances. Each game shall consist of 14 ends of four arrows per end.
- Shooting distances for archers 12 years old or older are shown below. Cubs (under 12) will shoot at the distances shown in the table below. This can be accomplished by adding a third line or moving the butts so that all archers utilize the same shooting line.

Target Number	12+ Years (Teen/Young Adult/Adult) Distance	11 Years or Younger (Cubs/PeeWees) Distance	No. of Arrows	Target Size
1	50 ft.	30 ft.	4	35 cm
2	20 ft.	20 ft.	4	20 cm
3	60 ft.	30 ft.	4	35 cm
4	45 ft.	20 ft.	4	20 cm
5	40 ft.	30 ft.	4	35 cm
6	30 ft.	20 ft.	4	20 cm
7	60, 50, 40, 30 ft.	30 ft.	1 each	35 cm

## 2. Targets:

- The targets are standard 20 cm. and 35 cm. field target faces placed in two rows on each butt.
- Archers may choose to use one, two, three or four 35cm targets per lane.
- When the adults are shooting the 35cm target, cubs shoot 30 feet. When the adults are shooting the 20cm target, cubs shoot 20 feet.

## 3. Shooting Positions:

- This round is to be shot on a 20-yard range with shooting lines marked parallel to the target line at distances of 20, 30, 40, 45, 50 and 60 feet.
- Starting at the 60-foot line, and proceeding toward the target line, the shooting lines are to be numbered 3, 1, 4, 5, 6 and 2.
- There shall be a separate lane for each butt and the archer shall go from one shooting line to his next shooting line in the lane for the butt on which his targets are placed.

## 4. Shooting Rules:

- Each archer will be provided sufficient area to enable two archers to safely shoot simultaneously at one target butt.
- Archers will have a maximum of three let downs per arrow.

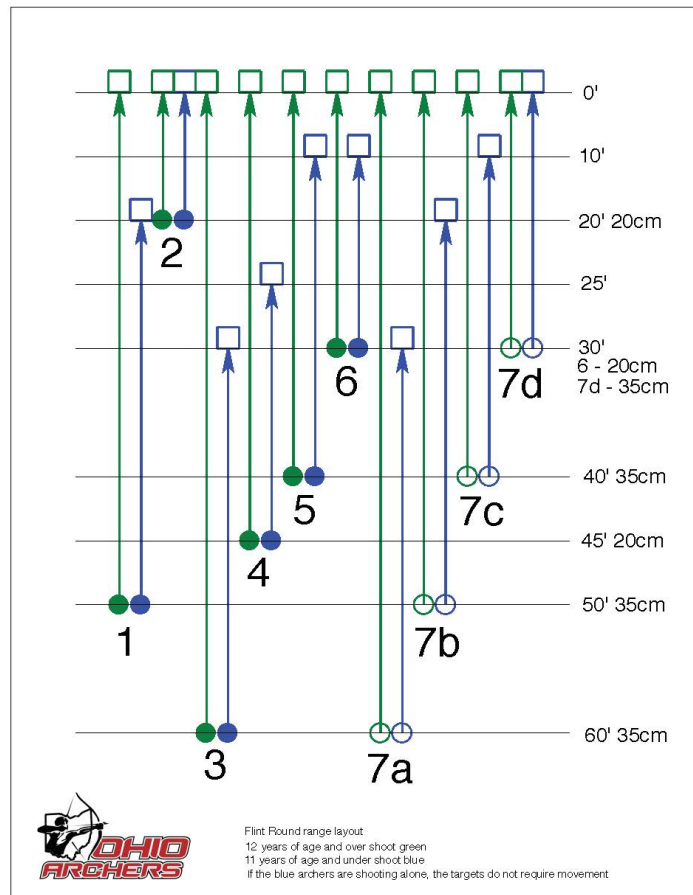
- This tournament shall use top/bottom format. First line will shoot bottom target, and the second line will shoot the top target.
- Archers must change target position at half time. **Example:** An archer shooting at the bottom target must change to the top target. Half time will be after seven complete ends.
- Archers may request a target change. The referee may request them to be changed in the event that he has trouble calling the arrows.
- Practice will consist of one end with one arrow shot at each of the following distances, 60, 50, 40 and 30 feet.


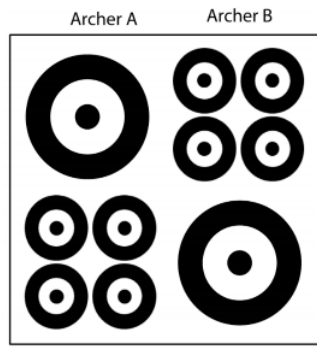
5. **Scoring:**

- The scoring is 5 points for the spot, 4 for the middle white and 3 for the outside black rings.
- An arrow shaft need only touch the line to be counted in the area of next higher value.
- In all Professional Divisions, scoring is 1 bonus point for the X (total 6), five points for the spot, four for the middle white rings, and three points for the outside black rings. Archers will track X's in a separate column, i.e., 20 with 3X which will carry over to a final column and would be totaled as 23.

Refer to current NFAA by-laws for topics beyond the scope of this document.

Revised (3-23-2017)





[This link is for a sample of the scoring card](#)